



**SOUTHERN POWER DISTRIBUTION COMPANY OF A.P LIMITED  
CORPORATE OFFICE::TIRUPATI**

**From**  
**The Chief General Manager,**  
**EC&QC, APSPDCL,**  
**D.No :19-13-65/A,**  
**Tiruchanoor Road,**  
**Tirupati.**

**To**  
**Sri. Milind Deore,**  
**Director,**  
**Bureau Of Energy Efficiency(BEE),**  
**4th Floor, SewaBhawan,**  
**R.K.Puram, New Delhi - 110066**

**Lr.No: CGM/EC&QC/APSPDCL/TPT/EA/ F.No. 286 /D.No: 272/24,Dt: 15.08.2024.**

Sir,

**Sub:-** APSPDCL-Energy Audit-Periodic Energy Accounting Report of APSPDCL for the period from 1<sup>st</sup> April 2024 to 30<sup>th</sup> June 2024(Q1 of FY 2024-25)- Submitted - Reg.

**Ref:-**Gazette notification dated 7<sup>th</sup> October, 2021.

\*\*\*

In the reference cited, the Gazette notification dated 7<sup>th</sup> October, 2021, Bureau of Energy Efficiency (BEE) had issued regulation to Conduct Energy Audit in Electricity Distribution Companies (DISCOMs) under the purview of EC Act, 2001. As per regulation, all Electricity Distribution Companies are mandated to conduct annual energy audit and periodic energy accounting as per the notified timeline.

The Periodic Energy Accounting Report of APSPDCL for the period from 1<sup>st</sup> April 2024 to 30<sup>th</sup> June 2024 (1<sup>st</sup> Quarter of FY 2024-25) is herewith submitted for favour information and taking necessary action please.

**Encl:** As above

  
**CHIEF GENERAL MANAGER/EC & QC  
TIRUPATI**

**Copy submitted to**

The Director, Tech & HRD, APSPDCL, Tirupati for favour of  
The Director, Finance, APSPDCL, Tirupati  
The Chairman & Managing Director, APSPDCL, Tirupati

} information  
please.

General Information				
1	Name of the DISCOM	SOUTHERN POWER DISTRIBUTION OF ANDHRA PRADESH LIMITED		
2	i) Year of Establishment	2000		
	ii) Government/Public/Private	Government		
3	DISCOM's Contact details & Address			
i	City/Town/Village	TIRUPATI		
ii	District	CHITTOOR		
iii	State	ANDHRA PRADESH	Pin	517503
iv	Telephone	0877-2284111	Fax	0877-2284111
4	Registered Office			
i	Company's Chief Executive Name	Sri.K.SANTHOSHA RAO		
ii	Designation	CHAIRMAN AND MANAGING DIRECTOR		
iii	Address	D.No: 19-13-65/A, Tiruchanur road, Behind Srinivasa Kalyana Mandapam		
iv	City/Town/Village	Tirupati	P.O.	
v	District	Chittoor		
vi	State	ANDHRA PRADESH	Pin	517503
vii	Telephone	0877-2284111	Fax	0877-2284111
5	Nodal Officer Details*			
i	Nodal Officer Name (Designated at DISCOM's)	K.Audisshaiah		
ii	Designation	Chief General Manager, Energy Conservation & Quality Control		
iii	Address	D.No: 19-13-65/A, Tiruchanur road, Behind Srinivasa Kalyana Mandapam		
iv	City/Town/Village	Tirupati	P.O.	
v	District	Chittoor		
vi	State	ANDHRA PRADESH	Pin	517503
vii	Telephone	0877-2284111	Fax	0877-2284111
6	Energy Manager Details*			
i	Name	S.Soma Sekhar		
ii	Designation	Energy Manager	Whether EA or EM	EM
iii	EA/EM Registration No.	EA- 7172		
iv	Telephone	0877-2284111	Fax	0877-2284111
v	Mobile	9440817405	E-mail ID	<a href="mailto:eaapsdcl@gmail.com">eaapsdcl@gmail.com</a>
7	Period of Information			
	Year of (FY) information including Date and Month (Start & End)	1st April '24 - 30th June '24		

Performance Summary of Electricity Distribution Companies			
1	Period of Information Year of (FY) information including Date and Month (Start & End)	1st April '24 - 30th June '24	
2	<b>Technical Details</b>		
(a)	<b>Energy Input Details</b>		
(i)	Input Energy Purchase (From Generation Source)	Million kwh	7882.27
(ii)	Net input energy (at DISCOM Periphery after adjusting the transmission losses and energy traded)	Million kwh	7485.52
(iii)	Total Energy billed (is the Net energy billed, adjusted for energy traded))	Million kwh	6870.49
(b)	Transmission and Distribution (T&D) loss Details	Million kwh	615.02
		%	8.22
	Collection Efficiency	%	73.59
(c)	Aggregate Technical & Commercial Loss	%	32.45

I/We undertake that the information supplied in this Document and Pro-forma is accurate to the best of my knowledge and if any of the information supplied is found to be incorrect and such information result into loss to the Central Government or State Government or any of the authority under them or any other person affected, I/we undertake to indemnify such loss.

Authorised Signatory and Seal

  
Name of Authorised Signatory

Name of the DISCOM:


**CHIEF GENERAL MANAGER**  
**Q C & E C**  
**APSPDCL :: TIRUPATI**

Seal

Signature:-

Name of Energy Manager\*:

Registration Number:

  
S. SOMASEKHAR  
(EA-7172)





Sl. No	Name of circle	Circle code	Name of the Division	C. Circle wise losses																							
				Consumer profile														Energy parameters				Commercial Parameter					
				Consumer profile														Billed energy (MU)				Losses		Billed Amount in Rs. Crore	Collected Amount in Rs. Crore	Collection Efficiency	AT & C loss (%)
				Consumer category	No of connection metered (Nos)	No of connection Un-metered (Nos)	Total Number of connections (Nos)	% of number of connections	Connected Load metered (MW)	Connected Load Un-metered (MW)	Total Connected Load (MW)	% of connected load	Input energy (MU)	Metered energy	Unmetered/assessment energy	Total energy	% of energy consumption	T&D loss (MU)	T&D loss (%)								
April 2024 to June 2024																											
16	Kadapa	06	RAYACHOTY	Residential	112490	0	112490	71%	136.55	0.00	136.55	40%	109.57	32.82	0.00	32.82	33%	9.33	8.51	17.55	17.19	0.66	39.16				
				Agricultural	16	29856	29872	19%	0.09	149.27	149.37	44%		0.04	52.81	52.85	53%			54.22	32.68						
				Commercial/Industrial-LT	10507	0	10507	7%	33.01	0.00	33.01	10%		7.40	0.00	7.40	7%			8.20	8.93						
				Commercial/Industrial-HT	38	0	38	0%	7.21	0.00	7.21	2%		2.51	0.00	2.51	3%			3.30	-16.98						
				Others	4512	0	4512	3%	13.18	0.00	13.18	4%		4.65	0.00	4.65	5%			5.12	16.96						
Sub-total				Sub-Total	127563	29856	157419	100%	190.05	149.27	339.32	100%	109.57	47.43	52.81	100.24	100%	9.33	8.51	88.39	58.78	66.50	39.16				
17	Kadapa	06	RAJAMPET	Residential	130063	0	130063	69%	164.70	0.00	164.70	32%	211.76	46.63	0.00	46.63	24%	18.05	8.52	26.03	25.30	0.73	32.85				
				Agricultural	24	38067	38091	20%	0.13	244.10	244.23	47%		0.02	94.27	94.29	49%			97.12	58.19						
				Commercial/Industrial-LT	14028	0	14028	7%	42.72	0.00	42.72	8%		10.69	0.00	10.69	6%			11.85	15.29						
				Commercial/Industrial-HT	31	0	31	0%	17.64	0.00	17.64	3%		15.22	0.00	15.22	8%			36.33	31.38						
				Others	5487	0	5487	3%	52.37	0.00	52.37	10%		26.89	0.00	26.89	14%			26.04	14.71						
Sub-total				Sub-Total	149633	38067	187700	100%	277.55	244.10	521.65	100%	211.76	99.45	94.27	193.71	100%	18.05	8.52	197.36	144.88	73.41	32.85				
18	Kadapa	06	PULIVENDULA	Residential	79280	0	79280	65%	97.49	0.00	97.49	21%	205.79	22.00	0.00	22.00	12%	17.41	8.46	12.14	12.02	0.58	46.53				
				Agricultural	34	31511	31545	26%	0.33	265.19	265.52	58%		0.06	111.45	111.51	59%			114.57	68.30						
				Commercial/Industrial-LT	7401	0	7401	6%	21.92	0.00	21.92	5%		4.84	0.00	4.84	3%			5.80	5.97						
				Commercial/Industrial-HT	50	0	50	0%	35.95	0.00	35.95	8%		40.13	0.00	40.13	21%			10.30	-17.86						
				Others	3366	0	3366	3%	39.71	0.00	39.71	9%		9.90	0.00	9.90	5%			12.81	22.47						
Sub-total				Sub-Total	90131	31511	121642	100%	195.40	265.19	460.58	100%	205.79	76.93	111.45	188.37	100%	17.41	8.46	155.61	90.90	58.42	46.53				
19	Kadapa	06	PRODDATUR	Residential	189659	0	189659	78%	240.16	0.00	240.16	33%	332.78	66.63	0.00	66.63	22%	27.60	8.29	38.55	38.02	0.77	29.73				
				Agricultural	45	21850	21895	9%	0.97	117.77	118.74	16%		0.35	49.82	50.17	16%			51.51	30.81						
				Commercial/Industrial-LT	26943	0	26943	11%	96.00	0.00	96.00	13%		20.03	0.00	20.03	7%			22.81	25.32						
				Commercial/Industrial-HT	82	0	82	0%	154.13	0.00	154.13	21%		146.40	0.00	146.40	48%			129.38	57.15						
				Others	5051	0	5051	2%	128.32	0.00	128.32	17%		21.95	0.00	21.95	7%			21.28	50.62						
Sub-total				Sub-Total	221780	21850	243630	100%	619.57	117.77	737.35	100%	332.78	255.36	49.82	305.18	100%	27.60	8.29	263.53	201.92	76.62	29.73				
20	Kadapa	06	MYDUKUR	Residential	132670	0	132670	68%	130.13	0.00	130.13	27%	162.45	36.75	0.00	36.75	25%	13.81	8.50	19.28	18.83	0.66	39.99				
				Agricultural	77	44206	44283	23%	1.06	274.11	275.17	57%		0.54	77.80	78.34	53%			80.53	48.32						
				Commercial/Industrial-LT	11462	0	11462	6%	34.41	0.00	34.41	7%		8.43	0.00	8.43	6%			9.49	9.41						
				Commercial/Industrial-HT	35	0	35	0%	23.85	0.00	23.85	5%		19.18	0.00	19.18	13%			13.85	0.82						
				Others	5417	0	5417	3%	17.64	0.00	17.64	4%		5.94	0.00	5.94	4%			6.39	7.59						
Sub-total				Sub-Total	149661	44206	193867	100%	207.09	274.11	481.20	100%	162.45	70.84	77.80	148.64	100%	13.81	8.50	129.55	84.96	65.58	39.99				
21	Kadapa	06	KADAPA	Residential	169081	0	169081	81%	326.32	0.00	326.32	58%	184.07	83.82	0.00	83.82	49%	12.68	6.89	55.28	53.88	0.86	20.08				
				Agricultural	43	10391	10434	5%	0.40	73.67	74.07	13%		0.01	30.99	31.00	18%			31.93	19.05						
				Commercial/Industrial-LT	24544	0	24544	12%	83.70	0.00	83.70	15%		20.50	0.00	20.50	12%			23.66	24.58						
				Commercial/Industrial-HT	154	0	154	0%	37.76	0.00	37.76	7%		17.12	0.00	17.12	10%			18.69	20.14						
				Others	3844	0	3844	2%	39.93	0.00	39.93	7%		18.96	0.00	18.96	11%			18.94	9.81						
Sub-total				Sub-Total	197666	10391	208057	100%	488.11	73.67	561.79	100%	184.07	140.40	30.99	171.39	100%	12.68	6.89	148.50	127.47	85.84	20.08				
3	Kadapa	06	Kadapa Circle	Residential	813243	0	813243	73%	1095.35	0.00	1095.35	35%	1206.43	288.66	0.00	288.66	26%	98.88	8.20	168.84	165.24	0.72	33.79				
				Agricultural	239	175881	176120	16%	2.98	1124.12	1127.09	36%		1.04	417.13	418.16	38%			429.88	257.35						
				Commercial/Industrial-LT	94885	0	94885	9%	311.76	0.00	311.76	10%		71.89	0.00	71.89	6%			81.81	89.51						
				Commercial/Industrial-HT	390	0	390	0%	276.53	0.00	276.53	9%		240.55	0.00	240.55	22%			211.85	74.66						
				Others	27677	0	27677	2%	291.15	0.00	291.15	9%		88.29	0.00	88.29	8%			90.57	122.16						
Sub-total				Kadapa Circle Total	936434	175881	1112315	100%	1977.77	1124.12	3101.88	100%	1206.43	690.42	417.13	1107.54	100%	98.88	8.20	982.94	708.91	72.12	33.79				



C. Circle wise losses																							
Sl. No	Name of circle	Circle code	Name of the Division	Consumer profile																Commercial Parameter			
				April 2024 to June 2024																Billed Amount in Rs. Crore	Collected Amount in Rs. Crore	Collection Efficiency	AT & C loss (%)
				Consumer category				No of connection				Connected Load				Energy parameters							
No of connection metered (Nos)	No of connection Un-metered (Nos)	Total Number of connections (Nos)	% of number of connections	Connected Load metered (MW)	Connected Load Un-metered (MW)	Total Connected Load (MW)	% of connected load	Input energy (MU)	Metered energy	Unmetered/assessment energy	Total energy	% of energy consumption	T&D loss (MU)	T&D loss (%)									
30	Kurnool	08	DHONE	Residential	138975	0	138975	72%	83.39	0.00	83.39	13%	155.87	32.94	0.00	32.94	0%	12.32	7.90	11.84	11.74	0.18	83.03
				Agricultural	20	35751	35771	18%	0.15	171.59	171.74	26%		0.01	33.65	33.66	8420%			34.80	20.75		
				Commercial/Industrial-LT	15459	0	15459	8%	86.26	0.00	86.26	13%		16.71	0.00	16.71	0%			14.21	13.30		
				Commercial/Industrial-HT	45	0	45	0%	68.95	0.00	68.95	10%		44.09	0.00	44.09	0%			43.28	38.72		
				Others	3308	0	3308	2%	255.76	0.00	255.76	38%		16.16	0.00	16.16	0%			37.16	-58.47		
Sub-total				Sub-Total	157807	35751	193558	100%	494.51	171.59	666.11	100%	155.87	109.90	33.65	143.55	100%	12.32	7.90	141.29	26.04	18.43	83.03
31	Kurnool	08	ADONI	Residential	188949	0	188949	76%	110.43	0.00	110.43	28%	116.52	41.42	0.00	41.42	39%	9.99	8.57	21.07	21.23	0.71	34.82
				Agricultural	38	33324	33362	13%	0.66	129.57	130.24	33%		0.13	28.84	28.96	27%			29.98	17.97		
				Commercial/Industrial-LT	21602	0	21602	9%	48.53	0.00	48.53	12%		10.50	0.00	10.50	10%			12.34	6.99		
				Commercial/Industrial-HT	99.00	0	99	0%	22.21	0.00	22.21	6%		6.40	0.00	6.40	6%			9.43	9.45		
				Others	3578.00	0	3578	1%	84.28	0.00	84.28	21%		19.25	0.00	19.25	18%			22.22	12.11		
Sub-total				Sub-Total	214266	33324	247590	100%	266.12	129.57	395.69	100%	116.52	77.70	28.84	106.54	100%	9.99	8.57	95.04	67.75	71.29	34.82
32	Kurnool	08	KURNOOL RURALS	Residential	100494	0	100494	41%	56.82	0.00	56.82	18%	57.47	26.23	0.00	26.23	25%	4.96	8.64	13.27	13.14	-0.36	132.75
				Agricultural	32	17189	17221	7%	0.12	70.11	70.23	22%		0.00	9.56	9.56	9%			9.99	5.96		
				Commercial/Industrial-LT	10915	0	10915	4%	25.53	0.00	25.53	8%		6.16	0.00	6.16	6%			7.13	6.70		
				Commercial/Industrial-HT	23.00	0	23	0%	3.91	0.00	3.91	1%		1.65	0.00	1.65	2%			2.07	0.51		
				Others	2747.00	0	2747	1%	161.50	0.00	161.50	51%		8.89	0.00	8.89	8%			24.83	-46.86		
Sub-total				Sub-Total	114211	17189	131400	100%	247.87	70.11	317.98	100%	57.47	42.94	9.56	52.50	100%	4.96	8.64	57.30	-20.54	-35.84	132.75
33	Kurnool	08	YEMMINAGUR	Residential	177100	0	177100	72%	94.29	0.00	94.29	30%	136.92	35.61	0.00	35.61	33%	12.05	8.80	17.15	17.17	0.67	38.95
				Agricultural	99	52168	52267	21%	2.69	201.43	204.12	64%		0.75	46.38	47.13	44%			48.69	29.32		
				Commercial/Industrial-LT	19187	0	19187	8%	44.27	0.00	44.27	14%		9.26	0.00	9.26	9%			10.94	9.89		
				Commercial/Industrial-HT	29.00	0	29	0%	23.54	0.00	23.54	7%		18.55	0.00	18.55	17%			14.65	15.48		
				Others	3901.00	0	3901	2%	82.34	0.00	82.34	26%		14.32	0.00	14.32	13%			14.60	-0.87		
Sub-total				Sub-Total	200316	52168	252484	100%	247.12	201.43	448.54	100%	136.92	78.50	46.38	124.88	100%	12.05	8.80	106.04	70.98	66.94	38.95
5	Kurnool	08	Kurnool Circle	Residential	1154689	0	1154689	75%	900.41	0.00	900.41	27%	1040.80	331.14	0.00	331.14	35%	84.68	8.14	183.10	181.97	0.63	42.52
				Agricultural	320	213241	213561	14%	4.57	938.99	943.56	28%		1.08	174.56	175.64	18%			181.94	109.07		
				Commercial/Industrial-LT	139721	0	139721	9%	472.47	0.00	472.47	14%		97.95	0.00	97.95	10%			113.95	105.26		
				Commercial/Industrial-HT	522.00	0	522	0%	355.90	0.00	355.90	11%		263.98	0.00	263.98	28%			232.47	215.87		
				Others	24160.00	0	24160	2%	659.85	0.00	659.85	20%		87.42	0.00	87.42	9%			129.73	-85.88		
Sub-total				Kurnool Circle Total	1319412	213241	1532653	100%	2393.19	938.99	3332.19	100%	1040.80	781.56	174.56	956.12	100%	84.68	8.14	841.19	526.30	62.57	42.52
1	APSPDCL			Residential	5270077	0	5270077	73%	5912.13	0.00	5912.13	32%	7485.51	1698.86	0.00	1698.86	25%	615.02	8.22	964.56	941.71	0.74	32.45
				Agricultural	16003	1177039	1193042	16%	293.48	5885.77	6179.25	33%		113.37	1985.84	2099.20	31%			2117.69	1295.55		
				Commercial/Industrial-LT	638528	0	638528	9%	2115.25	0.00	2115.25	11%		482.20	0.00	482.20	7%			540.25	528.44		
				Commercial/Industrial-HT	3655	0	3655	0%	2484.74	0.00	2484.74	13%		1946.95	0.00	1946.95	28%			1707.20	1088.32		
				Others	148110	0	148110	2%	1940.74	0.00	1940.74	10%		643.28	0.00	643.28	9%			613.63	519.94		
Sub-total				APSPDCL Circle Total	6076373	1177039	7253412	100%	12746.34	5885.77	18632.12	100%	7485.51	4884.659	1985.84	6870.49	100%	615.02	8.22	5943.33	4373.96	73.59	32.45


I/we undertake that the information supplied in this Document and Pro-forma is accurate to the best of my knowledge and if any of the information supplied is found to be incorrect and such information result into loss to the Central Government or State Government or any of the authority under them or any other person affected, I/we undertake to indemnify such loss.

Authorised Signatory and Seal

  
Name of Authorised Signatory  
**CHIEF GENERAL MANAGER**  
Full Address:  
**QC & EC**  
**APSPDCL :: TIRUPATI**

Signature:-

Name of Energy Manager\*:  
Registration Number:

  
**(S. SOMA SEKHAR)**  
**EA-7172**



**Form-Input energy(Details of Input energy & Infrastructure)**

**A. Summary of energy input & Infrastructure**

S.No	Parameters	Period April '24 To June ' 24	Remarks (Source of data)
A.1	Input Energy purchased (MU)		
A.2	Transmission loss (%)	7882.27	
A.3	Transmission loss (MU)	3.93	
A.4	Energy sold outside the periphery(MU)	306.41	
A.5	Open access sale (MU)	0	
A.6	EHT sale	288.28	
A.7	Net input energy (received at DISCOM periphery or at distribution point)-(MU)	1378.62	
A.8	Is 100% metering available at 66/33 kV (Select yes or no from list)	7485.52	
A.9	Is 100% metering available at 11 kV (Select yes or no from list)	Yes	
A.10	% of metering available at DT	Yes	
A.11	% of metering available at consumer end	0%	
A.12	No of feeders at 66kV voltage level	84%	
A.13	No of feeders at 33kV voltage level	0	
A.14	No of feeders at 11kV voltage level	775	
A.15	No of LT feeders level	6355	
A.16	Line length (ckt. km) at 66kV voltage level	0	
A.17	Line length (ckt. km) at 33kV voltage level	0	
A.18	Line length (ckt. km) at 11kV voltage level	13665.73	
A.19	Line length (km) at LT level	150526.96	
A.20	Length of Aerial Bunched Cables	151254.22	
A.21	Length of Underground Cables	88419.25	
A.22	HT/LT ratio	1115.09	
		1.09	

**B. Meter reading of input energy at injection points**

S.No	Zone	Circle	Voltage Level (KVA)	Division (KVA)	Sub Station (KVA)	Feeder ID	Feeder Name	Feeder Metering Status (Metered/unmetered/AM/AMR)	Status of Meter (Functional/ Non-functional)	Metering Date	Date of last actual meter reading/ communication	Feeder Type (Agri/ Industrial/ Mixed)	Status of Communication			Period from April '24 to June ' 24				Sales	Remarks (Source of data)
													% data received through automatically if feeder AMR/AMI	Number of hours when meter was unable to communicate in period	Total Number of hours in the period	Meter S.No	CT/PT ratio	Import (MU)	Export (MU)		
1		Nellore	132/33kV	Naidupet	Nellore	3045113611	50MVA 132/33 kV Transformer#1	Metered	Functional	30.06.2024		Mixed					15462076	1500	44.167		
2		Nellore	132/33kV	Naidupet	Nellore	3045113612	50MVA 132/33 kV Transformer#2	Metered	Functional	30.06.2024		Mixed					15462062	1500	45.388		
3		Nellore	132/33kV	Naidupet	Nellore	3045113613	50MVA 132/33 kV Transformer#3	Metered	Functional	30.06.2024		Mixed					AP914603	1500	51.457		
4		Nellore	132KV	Naidupet	Sullurpet	304621161001	132 kV Sullurpet Rly. Traction#1	Metered	Functional	30.06.2024		Industrial					11075701	500	4.238		
5		Nellore	132KV	Naidupet	Sullurpet	304621161002	132 kV Sullurpet Rly. Traction#2	Metered	Functional	30.06.2024		Industrial					12287792	500	5.946		
6		Nellore	132/33kV	Naidupet	Sullurpet	3046211611	50MVA 132/33 kV Transformer#1	Metered	Functional	30.06.2024		Mixed					15462418	2000	46.079		
7		Nellore	132/33kV	Naidupet	Sullurpet	3046211612	50MVA 132/33 kV Transformer#2	Metered	Functional	30.06.2024		Mixed					15462041	1500	46.393		
8		Nellore	132/33kV	Naidupet	Nellore South (N. V. Gardens)	3045112511	31.5MVA 132/33 kV Transformer#1	Metered	Functional	30.06.2024		Mixed					AP906805	2000	34.108		
9		Nellore	132/33kV	Naidupet	Nellore South (N. V. Gardens)	3045112512	31.5MVA 132/33 kV Transformer#2	Metered	Functional	30.06.2024		Mixed					AP906815	2000	31.979		
10		Nellore	132/33kV	Naidupet	Nellore South (N. V. Gardens)	3045112513	50MVA 132/33 kV Transformer#3	Metered	Functional	30.06.2024		Mixed					15462068	1500	49.269		
11		Nellore	132/33kV	Naidupet	Nellore South (N. V. Gardens)	3045112514	31.5MVA 132/11 kV Transformer#4	Metered	Functional	30.06.2024		Mixed					11075695	240000	36.519		
12		Nellore	132KV	Naidupet	Venkatagiri	304631151001	132 kV Venkatagiri Rly. Traction	Metered	Functional	30.06.2024		Industrial					Q0308095	1000	10.382		
13		Nellore	132/33kV	Naidupet	Venkatagiri	3046311511	50MVA 132/33 kV Transformer#1	Metered	Functional	30.06.2024		Mixed					15462334	3000	31.493		
14		Nellore	132/33kV	Naidupet	Venkatagiri	3046311512	31.5MVA 132/33 kV Transformer#2	Metered	Functional	30.06.2024		Mixed					11075704	240000	20.541		
15		Nellore	132/11kV	Naidupet	Sriharikota		16MVA 132/11 kV Transformer#1	Metered	Functional	30.06.2024		Mixed					15462332	1000	5.074		
16		Nellore	132/11kV	Naidupet	Sriharikota		16MVA 132/11 kV Transformer#2	Metered	Functional	30.06.2024		Mixed					15462333	1000	5.123		
17		Nellore	132/33kV	Nellore Rurals	Guduru	3041112513	16MVA 132/33 kV Transformer#3	Metered	Functional	30.06.2024		Mixed					15462042	500	14.241		
18		Nellore	132KV	Gudur	Gudur	304111251001	132 kV Guduru Rly. Traction#1	Metered	Functional	30.06.2024		Industrial					12287794	166.67	6.237		
19		Nellore	132KV	Gudur	Gudur	304111251002	132 kV Guduru Rly. Traction#2	Metered	Functional	30.06.2024		Industrial					11075734	166.67	5.045		
20		Nellore	132/33kV	Gudur	Gudur	3041112512	25MVA 132/33 kV Transformer#2	Metered	Functional	30.06.2024		Mixed					15462039	1000	21.200		
21		Nellore	132KV	Gudur	Gudur	304111251003	132KV Neicast Ltd	Metered	Functional	30.06.2024		Industrial					AP910356	1000	16.676		
22		Nellore	132/33kV	Gudur	Gudur	3041112514	31.5MVA 132/11 kV Transformer#4	Metered	Functional	30.06.2024		Mixed					T5503394	1000	23.438		
23		Nellore	132/33kV	Gudur	Gudur	3041112511	31.5MVA 132/33 kV Transformer#1	Metered	Functional	30.06.2024		Mixed					15462038	1000	25.048		
24		Nellore	132KV	Gudur	Gudur	3041112501	132KV Colorshine India Pvt Ltd	Metered	Functional	30.06.2024		Industrial					X2082787	1000	9.400		
25		Nellore	132/33kV	Gudur	Atmakur (Nellore)	3044212512	50MVA 132/33 kV Transformer#2	Metered	Functional	30.06.2024		Mixed					15462071	1500	16.054		

S.No	Zone	Circle	Voltage Level (KVA)	Division (KVA)	Sub Station (KVA)	Feeder ID	Feeder Name	Feeder Metering Status (Metered/ unmetered/ AMI/AMR)	Status of Meter (Functional/ Non-functional)	Metering Date	Feeder Type (Agri/ Industrial/ Mixed)	Status of Communication				Sales	Remarks (Source of data)			
												Date of last actual meter reading/ communication	% data received through automatically if feeder AMR/AMI	Number of hours when meter was unable to communicate in period	Total Number of hours in the period			Period from April '24 to June '24		
												Meter S.No	CT/PT ratio	Import (MU)	Export (MU)					
26	Nellore		132/33kV	Gudur	Atmakur (Nellore)	3044212511	50MVA 132/33 kV Transformer#1	Metered	Functional	30.06.2024	Mixed									
27	Nellore		132/33kV	Nellore Rurals	Chendodu	3041214511	50MVA 132/33 kV Transformer#1	Metered	Functional	30.06.2024	Mixed					15462070	1500	15.810		
28	Nellore		132/33kV	Nellore Rurals	Chendodu	3041214512	50MVA 132/33 kV Transformer#2	Metered	Functional	30.06.2024	Mixed					15462368	3000	30.897		
29	Nellore		132KV	Gudur	Kavali	304231251001	132 kV Kavali Rly. Traction#1	Metered	Functional	30.06.2024	Mixed					15462369	3000	34.779		
30	Nellore		132KV	Kavali	Kavali	304231251002	132 kV Kavali Rly. Traction#2	Metered	Functional	30.06.2024	Industrial					12287772	333.33	5.011		
31	Nellore		132/33kV	Kavali	Kavali	3042312511	31.5MVA 132/33 kV Transformer#1	Metered	Functional	30.06.2024	Mixed					12287791	333.33	11.719		
32	Nellore		132/33kV	Kavali	Kavali	3042312512	50MVA 132/33 kV Transformer#2	Metered	Functional	30.06.2024	Mixed					15462380	2000	15.670		
33	Nellore		132/33kV	Kavali	Kavali	3042312513	50MVA 132/33 kV Transformer#3	Metered	Functional	30.06.2024	Mixed					TSS03425	1500	25.095		
34	Nellore		132/33kV	Naidupet	Udayagiri	3044113511	16MVA 132/33 kV Transformer#1	Metered	Functional	30.06.2024	Mixed					KAU14957	600	24.332		
35	Nellore		132/33kV	Naidupet	Udayagiri	3044113512	16MVA 132/33 kV Transformer#2	Metered	Functional	30.06.2024	Mixed					15462069	500	5.181		
36	Nellore		132/33kV	Naidupet	Udayagiri	3044113513	50MVA 132/33 kV Transformer#3	Metered	Functional	30.06.2024	Mixed					AP906706	1000	5.032		
37	Nellore		132/33kV	Gudur	NTS	3047112511	31.5MVA 132/33 kV Transformer#1	Metered	Functional	30.06.2024	Mixed					AP906795	3000	13.072		
38	Nellore		132KV	Nellore Rurals	NTS	3047112512	132 kV Nellore Rly. Traction#1	Metered	Functional	30.06.2024	Industrial					UPP41582	4000	21.120		
39	Nellore		132KV	Nellore Rurals	NTS	3047112513	132 kV Nellore Rly. Traction#2	Metered	Functional	30.06.2024	Industrial					12287773	1000	9.012		
40	Nellore		132/33kV	Kavali	NTS	3047112512	31.5MVA 132/33 kV Transformer#2	Metered	Functional	30.06.2024	Mixed					12287776	1000	5.876		
41	Nellore		132/33kV	Kavali	NTS	3047112513	31.5MVA 132/33 kV Transformer#3	Metered	Functional	30.06.2024	Mixed					AP906694	2000	23.461		
42	Nellore		132/33kV	Naidupet	Allur	3042612512	31.5MVA 132/33 kV Transformer#2	Metered	Functional	30.06.2024	Mixed					AP906708	1000	23.156		
43	Nellore		132/33kV	Naidupet	Allur	3042612511	50MVA 132/33 kV Transformer#1	Metered	Functional	30.06.2024	Mixed					15462386	2000	20.776		
44	Nellore		132KV	Gudur	Brahmadevam	304511151001	132KV Railway Traction	Metered	Functional	30.06.2024	Mixed					XE411351	1500	31.213		
45	Nellore		132/33kV	Nellore Rurals	Brahmadevam	3045411511	31.5MVA 132/33 kV Transformer#1	Metered	Functional	30.06.2024	Industrial					Q0308109	1000	5.770		
46	Nellore		132/33kV	Nellore Rurals	Brahmadevam	3045411513	50MVA 132/33 kV Transformer#3	Metered	Functional	30.06.2024	Mixed					AP906799	3000	38.102		
47	Nellore		132KV	Naidupet	Naidupet	304611451002	132KV WIKI INDUSTRY	Metered	Functional	30.06.2024	Industrial					XE411376	1500	59.310		
48	Nellore		132/33kV	Naidupet	Naidupet	3046114511	31.5MVA 132/33 kV Transformer#1	Metered	Functional	30.06.2024	Mixed					KAU09658	1000	21.851		
49	Nellore		132KV	Naidupet	Naidupet	304611451003	132KV EMJAY Steels	Metered	Functional	30.06.2024	Industrial					15462059	1600	11.493		
50	Nellore		132/33kV	Naidupet	Naidupet	3046114512	50MVA 132/33 kV Transformer#2	Metered	Functional	30.06.2024	Industrial					APX00984	1000	0.074		
51	Nellore		132KV	Naidupet	Naidupet	304611451004	132KV Amman Try feeder	Metered	Functional	30.06.2024	Mixed					15462060	1500	18.739		
52	Nellore		132/33kV	Naidupet	Adurpalle	3044215511	16MVA 132/33 kV Transformer#1	Metered	Functional	30.06.2024	Industrial					X1739670	500	32.682		
53	Nellore		132/33kV	Naidupet	Adurpalle	3044215512	16MVA 132/33 kV Transformer#2	Metered	Functional	30.06.2024	Mixed					KA905330	1000	10.300		
54	Nellore		132KV	Naidupet	Adurpalle	304511151001	132KV Railway Traction	Metered	Functional	30.06.2024	Industrial					KA905331	1000	9.664		
55	Nellore		132/33kV	Athmakur	Adurpalle	3045411512	31.5MVA 132/33 kV Transformer#3	Metered	Functional	30.06.2024	Mixed					XC541883	1333.33	3.958		
56	Nellore		132KV	Kavali	Manubolu	3045411512	220KV SBQ Steels(Previously 132KV level)	Metered	Functional	30.06.2024	Industrial					AP903183	1000	15.506		
57	Nellore		132/33kV	Gudur	Menakuru	3046111511	50MVA 132/33 kV Transformer#1	Metered	Functional	30.06.2024	Mixed					1000	0.000			
58	Nellore		132/33kV	Gudur	Menakuru	3046111512	31.5MVA 132/33 kV Transformer#2	Metered	Functional	30.06.2024	Mixed					AP906625	3000	21.740		
59	Nellore		132KV	Gudur	Menakuru	304611151001	132KV Hindustan National Glass Ind. Ltd.	Metered	Functional	30.06.2024	Mixed					AP906623	2000	13.242		
60	Nellore		132KV	Gudur	Menakuru	304611151002	132KV Green Tech Feeder	Metered	Functional	30.06.2024	Industrial					AP912072	1000	19.438		
61	Nellore		132KV	Gudur	Menakuru	304611151003	132KV Brakes India Ltd	Metered	Functional	30.06.2024	Industrial					XC595020	250	25.835		
62	Nellore		132KV	Naidupeta	Menakuru		132KV Green Lam Feeder	Metered	Functional	30.06.2024	Industrial					XF465360	1000	18.812		
63	Nellore		132/33kV	Kavali	Rapur	3041122511	16MVA 132/33 kV Transformer#1	Metered	Functional	30.06.2024	Industrial					X2114557	500	3.194		
64	Nellore		132/33kV	Kavali	Rapur	3041122512	16MVA 132/33 kV Transformer#2	Metered	Functional	30.06.2024	Mixed					XD551515	1000	5.946		
65	Nellore		132/33kV	Kavali	Rapur	3041122513	16MVA 132/33 kV Transformer#3	Metered	Functional	30.06.2024	Mixed					XD551524	1000	5.654		
66	Nellore		132/33kV	Kavali	Racharlapadu(IFFCO)	3047141611	31.5MVA 132/33 kV Transformer#1	Metered	Functional	30.06.2024	Mixed					X1819651	1000	5.636		
67	Nellore		132/33kV	Kavali	Racharlapadu(IFFCO)	3047141612	31.5MVA 132/33 kV Transformer#2	Metered	Functional	30.06.2024	Mixed					18088450	2000	13.360		
68	Nellore		132/33kV	Naidupet	Vinjamuru	3042414512	31.5MVA 132/33 kV Transformer#2	Metered	Functional	30.06.2024	Mixed					18053536	300	13.833		
69	Nellore		132/33kV	Kavali	Vinjamuru	3042414511	31.5MVA 132/33 kV Transformer#1	Metered	Functional	30.06.2024	Mixed					18053502	2000	14.566		
70	Nellore		132/33kV	Naidupet	220KVSS Naidupeta	3046114511	50MVA 132/33 kV Transformer#1	Metered	Functional	30.06.2024	Mixed					18088507	2000	13.938		
71	Nellore		132/33kV	Naidupet	220KVSS Naidupeta	3046114512	80MVA 132/33 kV Transformer#2	Metered	Functional	30.06.2024	Mixed					XE485966	600	2.104		
72	Nellore		132/33kV	Naidupet	220KVSS Naidupeta	3046114513	80MVA 132/33 kV Transformer#3	Metered	Functional	30.06.2024	Mixed					XE485970	1500	2.775		
73	Nellore		132/33kV	Naidupet	Anantha Sagaram	3044213511	16MVA 132/33 kV Transformer#1	Metered	Functional	30.06.2024	Mixed					XE485968	1000	0.000		
74	Nellore		132/33kV	Gudur	Anantha Sagaram	3044213512	25MVA 132/33 kV Transformer#2	Metered	Functional	30.06.2024	Mixed					18129722	2000	3.491		
75	Nellore		132/33kV	Gudur	Kallurupalli	3045413511	31.5MVA 132/33 kV Transformer#1	Metered	Functional	30.06.2024	Mixed					18129720	2000	6.009		
76	Nellore		132/33kV	Nellore Rurals	Kallurupalli	3045413512	31.5MVA 132/33 kV Transformer#2	Metered	Functional	30.06.2024	Mixed					18117175	2000	18.081		
77	Nellore		132/33kV	Nellore Rurals	Gottiprolu	3046111522	31.5MVA 132/33 kV Transformer#2	Metered	Functional	30.06.2024	Mixed					18117178	2000	16.937		
78	Nellore		132/33kV	Nellore Rurals	Gottiprolu	3046111521	31.5MVA 132/33 kV Transformer#1	Metered	Functional	30.06.2024	Mixed					X1356421	1000	12.232		
															X1356417	1600	12.804			



S.No	Zone	Circle	Voltage Level (KVA)	Division (KVA)	Sub Station (KVA)	Feeder ID	Feeder Name	Feeder Metering Status (Metered/ unmetered/ AMI/AMR)	Status of Meter (Functional/ Non-functional)	Metering Date	Feeder Type (Agri/ Industrial/ Mixed)	Status of Communication			Period from April '24 to June '24				Sales	Remarks (Source of data)
												% data received through automaticaly if feeder AMR/AMI	Number of hours when meter was unable to communicate in period	Total Number of hours in the period	Meter S.No	CT/PT ratio	Import (MU)	Export (MU)		
132	Chittoor	132/33kV	Op Tirupati	Tirupathi	3055212512	50MVA 132/33 kV Transformer#2	Metered	Functional	30.06.2024	Mixed										
133	Chittoor	132/33kV	Op Tirupati	Tirupathi	3055212511	50MVA 132/33 kV Transformer#1	Metered	Functional	30.06.2024	Mixed					15462422	3000	56.689			
134	Chittoor	132KV	Tirupati rurals	Pakala	305411251001	132 kV Pakala Rly. Traction	Metered	Functional	30.06.2024	Industrial					15462421	3000	52.788			
135	Chittoor	132KV	Tirupati rurals	Pakala	305411251002	132 kV Snamalloys	Metered	Functional	30.06.2024	Industrial					Q0308044	1000	5.429			
136	Chittoor	132/33kV	Tirupati rurals	Pakala	3054112512	31.5MVA 132/33 kV Transformer#2	Metered	Functional	30.06.2024	Mixed					AP906558	1000	26.854			
137	Chittoor	132/33kV	Tirupati rurals	Pakala	3054112511	50MVA 132/33 kV Transformer#1	Metered	Functional	30.06.2024	Mixed					15462424	2000	18.381			
138	Chittoor	132/33kV	R Tirupati	Srikalahasthi	3054211511	31.5MVA 132/33 kV Transformer#1	Metered	Functional	30.06.2024	Mixed					15462420	3000	26.453			
139	Chittoor	132/33kV	R Tirupati	Srikalahasthi	3054211512	50MVA 132/33 kV Transformer#2	Metered	Functional	30.06.2024	Mixed					Y0310567	1000	25.693			
140	Chittoor	132/33kV	R Tirupati	Srikalahasthi	3054211513	31.5MVA 132/33 kV Transformer#3	Metered	Functional	30.06.2024	Mixed					Y0310589	1500	44.275			
141	Chittoor	132KV	R Tirupati	Srikalahasthi	305421151004	132KV Greenply	Metered	Functional	30.06.2024	Mixed					TS03050	1000	27.868			
142	Chittoor	132/33kV	Madanapalli	Madanapalli	3052111511	50MVA 132/33 kV Transformer#1	Metered	Functional	30.06.2024	Industrial					APX01831	1000	19.930			
143	Chittoor	132/33kV	Puttur	Madanapalli	3052111512	50MVA 132/33 kV Transformer#2	Metered	Functional	30.06.2024	Mixed					15462185	3000	49.027			
144	Chittoor	132/33kV	Chittoor Rurals	Shanthipuram	3051P31552	80MVA 132/33 kV Transformer#2	Metered	Functional	30.06.2024	Mixed					15462186	1500	44.036			
145	Chittoor	132/33kV	Punganur	Shanthipuram	3051P31551	80 MVA 132/33 kV Transformer#1	Metered	Functional	30.06.2024	Mixed					XE411364	2500	47.591			
146	Chittoor	132/33kV	Puttur	Nagari	3053214612	31.5MVA 132/33 kV Transformer#2	Metered	Functional	30.06.2024	Mixed					15462205	2500	50.239			
147	Chittoor	132/33kV	Puttur	Nagari	3053214611	31.5MVA 132/33 kV Transformer#1	Metered	Functional	30.06.2024	Mixed					XE411367	1000	27.754			
148	Chittoor	132/33kV	Chittoor Town	Kothapallimitta	3053311512	50MVA 132/33 kV Transformer#2	Metered	Functional	30.06.2024	Mixed					Y0310584	1000	28.633			
149	Chittoor	132/33kV	Chittoor Town	Kothapallimitta	3053311511	80MVA 132/33 kV Transformer#1	Metered	Functional	30.06.2024	Mixed					XE411360	1500	23.557			
150	Chittoor	132/33kV	Tirupati rurals	Chandragiri	3054311512	16MVA 132/33 kV Transformer#2	Metered	Functional	30.06.2024	Mixed					XE410642	2500	41.709			
151	Chittoor	132/33kV	Tirupati rurals	Chandragiri	3054311511	31.5MVA 132/33 kV Transformer#1	Metered	Functional	30.06.2024	Mixed					PDSM	1000	11.276			
152	Chittoor	132/33kV	Madanapalli	Burakayalakcta	3052122511	31.5MVA 132/33 kV Transformer#1	Metered	Functional	30.06.2024	Mixed					XC598730	4000	18.664			
153	Chittoor	132/33kV	Madanapalli	Burakayalakcta	3052122512	50MVA 132/33 kV Transformer#2	Metered	Functional	30.06.2024	Mixed					XE485713	1600	19.019			
154	Chittoor	132/33kV	Madanapalli	Burakayalakcta	3051P21253	31.5MVA 132/33 kV Transformer#3	Metered	Functional	30.06.2024	Mixed					XE485727	1500	28.730			
155	Chittoor	132/33kV	Piler	Rompicherla	3051P21251	31.5MVA 132/33 kV Transformer#1	Metered	Functional	30.06.2024	Mixed					23018269	400	7.445			
156	Chittoor	132/33kV	Piler	Rompicherla	3051P21252	50MVA 132/33 kV Transformer#2	Metered	Functional	30.06.2024	Mixed					XE411366	1000	17.213			
157	Chittoor	132/33kV	Punganoor	Kuppam		50MVA 132/33 kV Transformer#2	Metered	Functional	30.06.2024	Mixed					XE410646	1500	26.086			
158	Chittoor	132/33kV	Punganoor	Kuppam		50MVA 132/33 kV Transformer#1	Metered	Functional	30.06.2024	Mixed					XE485707	1500	41.812			
159	Chittoor	132/33kV	Punganur	Kuppam		50MVA 132/33 kV Transformer#3	Metered	Functional	30.06.2024	Mixed					XE485718	1500	41.537			
160	Chittoor	132/33kV	Punganoor	Punganur	3051P11252	50MVA 132/33 kV Transformer#2	Metered	Functional	30.06.2024	Mixed					23018277	600	11.517			
161	Chittoor	132/33kV	Punganoor	Punganur	3051P11251	50MVA 132/33 kV Transformer#1	Metered	Functional	30.06.2024	Mixed					XE411386	1500	24.607			
162	Chittoor	132/33kV	Madanapalli	Gurramkonda	3057211512	31.5MVA 132/33 kV Transformer#2	Metered	Functional	30.06.2024	Mixed					XE410653	1500	25.714			
163	Chittoor	132/33kV	Madanapalli	Gurramkonda	3057211511	50MVA 132/33 kV Transformer#1	Metered	Functional	30.06.2024	Mixed					15462182	1000	16.110			
164	Chittoor	132/33kV	Puttur	Nagalapuram	3053111512	31.5MVA 132/33 kV Transformer#2	Metered	Functional	30.06.2024	Mixed					15462181	1500	28.825			
165	Chittoor	132/33kV	Puttur	Nagalapuram	3053111511	31.5MVA 132/33 kV Transformer#1	Metered	Functional	30.06.2024	Mixed					15462145	1000	15.869			
166	Chittoor	132/33kV	CHITTOOR RURALS	Irala	3056212511	16MVA 132/33 kV Transformer#1	Metered	Functional	30.06.2024	Mixed					15462144	1000	15.997			
167	Chittoor	132/33kV	CHITTOOR RURALS	Irala	3056212512	31.5MVA 132/33 kV Transformer#2	Metered	Functional	30.06.2024	Mixed					15462190	500	8.071			
168	Chittoor	132KV	Chittoor Rurals	Irala	30561125103	132KV Mangal Feeder	Metered	Functional	30.06.2024	Mixed					15462207	1000	16.917			
169	Chittoor	132/33kV	Piler	Somala	3051P21352	31.5MVA 132/33 kV Transformer#2	Metered	Functional	30.06.2024	Industrial					XD449131	500	4.758			
170	Chittoor	132/33kV	Piler	Somala	3051P21351	31.5MVA 132/33 kV Transformer#1	Metered	Functional	30.06.2024	Mixed					15461982	2000	9.820			
171	Chittoor	132/33kV	Op Tirupati	Tirumala	3055211512	16MVA 132/33 kV Transformer#2	Metered	Functional	30.06.2024	Mixed					15461981	666.66	8.856			
172	Chittoor	132/33kV	Tirupati Rurals	Tirumala	3055211513	31.5MVA 132/33 kV Transformer#1	Metered	Functional	30.06.2024	Mixed					15462426	1000	4.580			
173	Chittoor	132KV	Chittoor Rurals	Nunigundrapalli SWS	305611251001	132kV Amararaja Infrastructure Pvt. Ltd.	Metered	Functional	30.06.2024	Industrial					15462425	2000	7.771			
174	Chittoor	132/33kV	R Chittoor	Nunigundrapalli SWS	3056112511	31.5MVA 132/33 kV Transformer-1	Metered	Functional	30.06.2024	Mixed					AP201371	1000	55.175			
175	Chittoor	132/33kV	R Chittoor	Nunigundrapalli SWS	3056112512	31.5MVA 132/33 kV Transformer-2	Metered	Functional	30.06.2024	Mixed					XD566006	1000	13.041			
176	Chittoor	132KV	R Tirupati	220 KV SS Rachagunneri		132 KV Lanco	Metered	Functional	30.06.2024	Industrial					XB583129	4000	13.371			
177	Chittoor	132KV	Tirupati rurals	220 KV SS Rachagunneri		Prakash Ferrous Industries Pvt. Ltd.,	Metered	Functional	30.06.2024	Industrial					21009483	1000	21.347			
178	Chittoor	132KV	Tirupati rurals	220 KV SS Rachagunneri		Srikalahasthi pipes-ll	Metered	Functional	30.06.2024	Industrial					21001247	1000	48.141			
179	Chittoor	132/33kV	Puttur	Cherivi (132KV)	3053115512	31.5MVA 132/33 kV Transformer#2	Metered	Functional	30.06.2024	Mixed					21009481	1000	31.044			
180	Chittoor	132KV	Puttur	Cherivi (132KV)	305311551001	Mondelez India Foods Ltd	Metered	Functional	30.06.2024	Industrial					XB552447	2000	30.816			
181	Chittoor	132/33kV	Puttur	Cherivi (132KV)	3053115511	50MVA 132/33 kV Transformer#1	Metered	Functional	30.06.2024	Mixed					XC588532	500	14.087			
182	Chittoor	132KV	Puttur	Cherivi (132KV)	305311551002	132KV Toray Feeder	Metered	Functional	30.06.2024	Industrial					XB552441	3000	49.682			
183	Chittoor	132KV	Puttur	Cherivi (132KV)	305311551003	132KV apollo tyres	Metered	Functional	30.06.2024	Industrial					XC477791	250	6.287			
184	Chittoor	132KV	Puttur	Cherivi (132KV)	305311551004	132 KV Linde	Metered	Functional	30.06.2024	Industrial					XF409297	1000	28.445			
															X1972022	1000	19.267			

S.No	Zone	Circle	Voltage Level (KVA)	Division (KVA)	Sub Station (KVA)	Feeder ID	Feeder Name	Feeder Metering Status (Metered/ unmetered/ AMI/AMR)	Status of Meter (Functional/ Non-functional)	Metering Date	Feeder Type (Agri/ Industrial/ Mixed)	Status of Communication				Sales	Remarks (Source of data)		
												% data received through automaticaly if feeder AMR/AMI	Number of hours when meter was unable to communicate in period	Total Number of hours in the period	Period from April '24 to June '24				
												Meter S.No	CT/PT ratio	Import (MU)	Export (MU)				
185	Chittoor		132/33KV	Puttur	Cherivi (132KV)	3053115511	50MVA 132/33 kV Transformer#3	Metered	Functional	30.06.2024	Mixed								
186	Chittoor		132/33KV	Tirupati Town	Alipiri	3055224512	31.5MVA 132/33 kV Transformer#2	Metered	Functional	30.06.2024	Mixed				23014932	3000	50.729		
187	Chittoor		132/33KV	Tirupati Town	Alipiri	3055224511	50MVA 132/33 kV Transformer#1	Metered	Functional	30.06.2024	Mixed				XC575331	4000	29.173		
188	Chittoor		132/33KV	Tirupati Town	Alipiri	3055224513	50MVA 132/33 kV Transformer#3	Metered	Functional	30.06.2024	Mixed				XC575332	6000	45.754		
189	Chittoor		132/33KV	Madanapalli	BandlavandlaPalli		16MVA 132/33 kV Transformer#1	Metered	Functional	30.06.2024	Mixed				21005115	1000	45.116		
190	Chittoor		132/33KV	Madanapalli	BandlavandlaPalli		16MVA 132/33 kV Transformer#2	Metered	Functional	30.06.2024	Mixed				TSS03019	500	0.011		
191	Chittoor		132/33KV	R Tirupati	Sivaramapuram	3057112511	31.5MVA 132/33 kV Transformer#1	Metered	Functional	30.06.2024	Mixed				TSS03041	500	0.024		
192	Chittoor		132/33KV	R Tirupati	Sivaramapuram	3057112512	31.5MVA 132/33 kV Transformer#2	Metered	Functional	30.06.2024	Mixed				TSS03016	1000	0.003		
193	Chittoor		132/33KV	R Chittoor	Thimmapuram(HNSS)	3057111611	31.5MVA 132/33 kV Transformer#1	Metered	Functional	30.06.2024	Mixed				TSS03027	1000	0.002		
194	Chittoor		132/33KV	R Chittoor	Thimmapuram(HNSS)	3057111612	31.5MVA 132/33 kV Transformer-2	Metered	Functional	30.06.2024	Mixed				XB577606	2000	0.000		
195	Chittoor		132/33KV	Madanapalli	B.Kotha Kota(HNSS)	3052125511	16MVA 132/33 kV Transformer#1	Metered	Functional	30.06.2024	Mixed				XB577605	2000	0.000		
196	Chittoor		132/33KV	Madanapalli	B.Kotha Kota(HNSS)	3052125512	16MVA 132/33 kV Transformer#2	Metered	Functional	30.06.2024	Mixed				TSS03029	500	0.040		
197	Chittoor		132KV	Madanapalli	Madanapalli (200KV)	305213140101	132KV RTSS feeder	Metered	Functional	30.06.2024	Industrial				TSS03026	500	0.025		
198	Chittoor		132/33KV	R Chittoor	Ramasamudram	3052115512	31.5 MVA 132/33 kV Transformer#2	Metered	Functional	30.06.2024	Mixed				X1819571	1000	1.861		
199	Chittoor		132/33KV	R Chittoor	Ramasamudram	3052115511	31.5 MVA 132/33 kV Transformer#1	Metered	Functional	30.06.2024	Mixed				XD551495	666.67	12.947		
200	Chittoor		132/33KV	Chittoor Town	Kothapalli	3051121511	31.5MVA 132/33 kV Transformer#1	Metered	Functional	30.06.2024	Mixed				XD551538	1000	7.859		
201	Chittoor		132/33KV	Chittoor Town	Kothapalli	3051121512	31.5MVA 132/33 kV Transformer#2	Metered	Functional	30.06.2024	Mixed				XD449182	1000	11.976		
202	Chittoor		132/33KV	R Tirupati	Yerpedu	3054223511	31.5MVA 132/33 kV Transformer#1	Metered	Functional	30.06.2024	Mixed				XD449188	1000	11.787		
203	Chittoor		132/33KV	R Tirupati	Yerpedu	3054223512	31.5MVA 132/33 kV Transformer#2	Metered	Functional	30.06.2024	Mixed				XE485972	400	20.610		
204	Chittoor		132/33KV	R Chittoor	Pachikapallam	3053312511	31.5MVA 132/33 kV Transformer#1	Metered	Functional	30.06.2024	Mixed				XE485963	400	18.871		
205	Chittoor		132/33KV	R Chittoor	Pachikapallam	3053312512	31.5MVA 132/33 kV Transformer#2	Metered	Functional	30.06.2024	Mixed				18117154	2000	12.677		
206	Chittoor		132/33KV	R Chittoor	Penumur	3051215511	31.5MVA 132/33 kV Transformer#1	Metered	Functional	30.06.2024	Mixed				18117138	2000	13.346		
207	Chittoor		132/33KV	R Chittoor	Penumur	3051215512	31.5MVA 132/33 kV Transformer#2	Metered	Functional	30.06.2024	Mixed				X1253608	400	9.170		
208	Chittoor		132/33KV	Madanapalli	Kalicherla		16MVA 132/33 kV Transformer#1	Metered	Functional	30.06.2024	Mixed				X1253610	400	9.239		
209	Chittoor		132/33KV	Madanapalli	Kalicherla		16MVA 132/33 kV Transformer#2	Metered	Functional	30.06.2024	Mixed				XC573365	500	0.004		
210	Chittoor		33KV	Tirupati Town	Private Developers (SP)		Wind Mills, Tirumala	Metered	Functional	30.06.2024	Industrial				XC573369	500	0.010		
211	Chittoor		33KV	Puttur	Private Developers (SP)		Sri Power Gen(India) Pvt. Ltd.,(Solar power)	Metered	Functional	30.06.2024	Industrial				APX01944	1000	-9.112		
212	Chittoor		33KV	Puttur	Private Developers (SP)	30531155104	Sri City Private Ltd	Metered	Functional	30.06.2024	Industrial				XG418445	1000	0.591		
213	Chittoor		33KV	Piler	Private Developers (SP)		Varshini Exim Pvt Ltd	Metered	Functional	30.06.2024	Industrial				21001244	1000	0.873		
214	Chittoor		33KV	GOOTY	Private Developers (SP)		Uddanda Solar power plant Private Limited	Metered	Functional	30.06.2024	Industrial				APX00355	1000	0.997		
215	Chittoor		33KV	TIRUPATI RURALS	Private Developers (SP)	3051P3116106	Redan Infra structure Pvt Ltd.	Metered	Functional	30.06.2024	Industrial				APX00475	1000	1.033		
216	Chittoor		33KV	Puttur	Private Developers (SP)		SSR Agro Energy	Metered	Functional	30.06.2024	Industrial				APZ01869	1000	-0.040		
217	Chittoor		33KV	Madanapalli	Private Developers (SP)		Hindupur Solar Prak Pvt., Ltd., - II	Metered	Functional	30.06.2024	Industrial				APZ01186	1200	0.867		
218	Chittoor		33KV	Madanapalli	Private Developers (SP)		Hindupur Solar Prak Pvt., Ltd., - III	Metered	Functional	30.06.2024	Industrial				APX00858	1000	4.916		
219	Chittoor		33KV	Madanapalli	Private Developers (SP)		Hindupur Solar Prak Pvt., Ltd., - I	Metered	Functional	30.06.2024	Industrial				APX00861	1000	4.771		
220	Chittoor		33KV	Madanapalli	Private Developers (SP)		Hindupur Solar Prak Pvt., Ltd., - IV	Metered	Functional	30.06.2024	Industrial				APX00864	1000	4.885		
221	Chittoor		33KV	Puttur	Private Developers (SP)		TTD Solar Private Ltd.,	Metered	Functional	30.06.2024	Industrial				APX00867	1000	4.939		
222	Chittoor		33KV	Puttur	Private Developers (SP)		Srichakra Cement Ltd.,	Metered	Functional	30.06.2024	Industrial				APX01185	1000	4.125		
223	Chittoor		33KV	Piler	Private Developers (SP)		Vyshaka Solar Energy Pvt., Ltd.,	Metered	Functional	30.06.2024	Industrial				APX02133	1000	2.351		
224	Chittoor		33KV	Puttur	Private Developers (SP)		SVR Corporation Pvt., Ltd.,	Metered	Functional	30.06.2024	Industrial				APX01192	1000	0.778		
225	Chittoor		33KV	TIRUPATI RURALS	Private Developers (SP)		Sri Subramanyam solar Pvt. Ltd	Metered	Functional	30.06.2024	Industrial				APX01377	1000	0.000		
226	Chittoor		33KV	Puttur	Private Developers (SP)		Tirupati Smart City Corporation Ltd.,	Metered	Functional	30.06.2024	Industrial				APX02014	1000	0.937		
227	Chittoor		132KV	TIRUPATI TOWN	IEX		GRINDWELL NORTON LTD	Metered	Functional	30.06.2024	Industrial				APB02175	1000		4.11	
228	Chittoor		132KV	TIRUPATI TOWN	IEX	305501240102	AMARARAJA BATTERIES LTD	Metered	Functional	30.06.2024	Industrial				16179573	1500		10.03	
229	Chittoor		132KV	CHITTOOR RURALS	IEX	305112440102	M/s. AMARA RAJA ENERGY & MOBILITY LTD	Metered	Functional	30.06.2024	Industrial				APZ01369	1000		12.53	
230	Chittoor		132KV	PUTTUR	IEX		M/s.MONDELEZ INDIA FOODS PVT. LTD.,	Metered	Functional	30.06.2024	Industrial				APZ01092	1000		0.23	
231	Chittoor		33KV	TIRUPATI RURALS	IEX	305403240101	M/s.VISHNU BARIUM PRIVATE LIMITED,	Metered	Functional	30.06.2024	Industrial				21009519	1000		1.30	
232	Chittoor		33KV	CHITTOOR TOWN	IEX		M/s.MANGAL INDUSTRIES LIMITED	Metered	Functional	30.06.2024	Industrial				APZ01445	1000		0.00	
233	Chittoor		132KV	TIRUPATI RURALS	IEX		M/s Electrosteel Castings Limited.,	Metered	Functional	30.06.2024	Industrial				0021009483	1000		11.26	
234	Chittoor		33KV	TIRUPATI RURALS	IEX	305421140303	M/s.KAJARIA CERAMICS LIMITED.,	Metered	Functional	30.06.2024	Industrial				21006204	1000		1.76	
235	Chittoor		132KV	PUTTUR	IEX		M/S. Toray Industries (India) Private Limited	Metered	Functional	30.06.2024	Industrial				APX02187	1000		0.29	
236	Chittoor		132KV	PUTTUR	IEX	305311140201	APOLLO TYRES LIMITED	Metered	Functional	30.06.2024	Industrial				APX02309	1000		1.35	
237	Chittoor		33KV	PUTTUR	IEX	3053115504	M/s. Nova Air Technologies Private Limited,	Metered	Functional	30.06.2024	Industrial				X1076847	1000		2.50	





S.No	Zone	Circle	Voltage Level (KVA)	Division (KVA)	Sub Station (KVA)	Feeder ID	Feeder Name	Feeder Metering Status (Metered/unmetered/AMI/AMR)	Status of Meter (Functional/Non-functional)	Metering Date Date of last actual meter reading/communication	Feeder Type (Agri/Industrial/Mixed)	Status of Communication			Period from April '24 to June '24				Sales	Remarks (Source of data)
												% data received through automaticaly if feeder AMR/AMI	Number of hours when meter was unable to communicate in period	Total Number of hours in the period	Meter S.No	CT/PT ratio	Import (MU)	Export (MU)		
338		Kadapa	132/33kV	Proddatur	Jammalamadugu	3062211512	31.5MVA 132/33 kV Transformer#2	Metered	Functional	30.06.2024	Mixed				15462400	2000	15.361			
339		Kadapa	132/33kV	Proddatur	Jammalamadugu	3062211511	31.5MVA 132/33 kV Transformer#1	Metered	Functional	30.06.2024	Mixed				15462399	2000	15.730			
340		Kadapa	132/33kV	Pulivendula	Kondapuram	3062214611	31.5MVA 132/33 kV Transformer#1	Metered	Functional	30.06.2024	Mixed				15462194	1000	4.270			
341		Kadapa	132/33kV	Pulivendula	Kondapuram	3062214612	31.5MVA 132/33 kV Transformer#2	Metered	Functional	30.06.2024	Mixed				15462401	2000	4.446			
342		Kadapa	132/33kV	Kadapa	Moolavanka	3061112513	16MVA 132/33 kV Transformer#3	Metered	Functional	30.06.2024	Mixed				TSS03018	500	5.063			
343		Kadapa	132/33kV	Proddatur	Moolavanka	3061112512	31.5MVA 132/33 kV Transformer#2	Metered	Functional	30.06.2024	Mixed				15462200	1000	16.558			
344		Kadapa	132/33kV	Proddatur	Moolavanka	3061112511	31.5MVA 132/33 kV Transformer#1	Metered	Functional	30.06.2024	Mixed				15462407	2000	15.533			
345		Kadapa	132KV	Proddatur	Bharathi Cements Limited(132KV)		132KV Bharathi Cements	Metered	Functional	30.06.2024	Industrial				APX00252	1000	50.300			
346		Kadapa	132/33kV	Pulivendula	Pulivendala (220KV)	3065111611	16MVA 132/33 kV Transformer#1	Metered	Functional	30.06.2024	Mixed				15462403	2000	6.213			
347		Kadapa	132/33kV	Pulivendula	Pulivendala (220KV)	3065111612	16MVA 132/33 kV Transformer#2	Metered	Functional	30.06.2024	Mixed				15462404	2000	6.533			
348		Kadapa	132KV	Proddatur	Pulivendala (220KV)	306511161001	132KV Govindharaja textiles	Metered	Functional	30.06.2024	Industrial				15461950	2000	7.053			
349		Kadapa	132/33kV	Rayachoti	Sambepalli	3064123511	16MVA 132/33 kV Transformer#1	Metered	Functional	30.06.2024	Mixed				15462414	2000	10.714			
350		Kadapa	132/33kV	Rayachoti	Sambepalli	3064123512	16MVA 132/33 kV Transformer#2	Metered	Functional	30.06.2024	Mixed				15462416	250	11.506			
351		Kadapa	132/33kV	Rayachoti	Sambepalli	3064123513	16MVA 132/33 kV Transformer#3	Metered	Functional	30.06.2024	Mixed				TSS03390	500	12.012			
352		Kadapa	132KV	Proddatur	Railway Traction, Kadapa (SWS	304511151001	132KV Railway Traction	Metered	Functional	30.06.2024	Industrial				12287911	500	10.778			
353		Kadapa	132KV	Proddatur	Gandikota LIS		132KV Kirloskar Brother Limited Feeder	Metered	Functional	30.06.2024	Industrial				X0420960	12000	0.047			
354		Kadapa	132KV	Proddatur	Gandikota LIS		132KV Chitravathi Brother Limited Feeder	Metered	Functional	30.06.2024	Industrial				X0420961	5000	0.130			
355		Kadapa	132/33kV	Rajampet	Lingala	3065113511	16MVA 132/33 kV Transformer#1	Metered	Functional	30.06.2024	Mixed				15462405	1000	10.435			
356		Kadapa	132/33kV	Rajampet	Lingala	3065113512	16MVA 132/33 kV Transformer#2	Metered	Functional	30.06.2024	Mixed				15462427	400	9.726			
357		Kadapa	132/33kV	Proddatur	Lingala	3065113513	16MVA 132/33 kV Transformer#3	Metered	Functional	30.06.2024	Mixed				XD551494	333.33	8.141			
358		Kadapa	132KV	Proddatur	Muddanur RTSS		132KV Railway Traction feeder	Metered	Functional	30.06.2024	Industrial				12287907	1000	12.899			
359		Kadapa	220KV	Proddatur	Timmapuram LIS	305711161001	220 KV Lift Irrigation	Metered	Functional	30.06.2024	Industrial				X0420967	6666.6	0.111			
360		Kadapa	132/33kV	Kadapa	220KV Chakrayapeta	3065213611	16MVA 132/33 kV Transformer#1	Metered	Functional	30.06.2024	Mixed				XD551503	333.33	0.042			
361		Kadapa	132/33kV	Kadapa	220KV Chakrayapeta	3065213612	31.5MVA 132/33 kV Transformer#2	Metered	Functional	30.06.2024	Mixed				XD551509	666.6	-0.031			
362		Kadapa	132/33kV	Pulivendula	Kalasapadu	3066312511	16MVA 132/33 kV Transformer#1	Metered	Functional	30.06.2024	Mixed				18016902	1000	3.908			
363		Kadapa	132/33kV	Pulivendula	Kalasapadu	3066312512	31.5MVA 132/33 kV Transformer#2	Metered	Functional	30.06.2024	Mixed				18016887	2000	7.185			
364		Kadapa	132/33kV	Mydukur	B Matam	30662135102	31.5 MVA 132/33KV Transformer#1	Metered	Functional	30.06.2024	Mixed				18117132	2	13.585			
365		Kadapa	132/33kV	Proddatur	Nallacheruvupalli	3065212511	16MVA 132/33 kV Transformer#1	Metered	Functional	30.06.2024	Mixed				X1589331	1000	4.159			
366		Kadapa	132/33kV	Proddatur	Nallacheruvupalli	3065212512	31.5MVA 132/33 kV Transformer#2	Metered	Functional	30.06.2024	Mixed				X1589329	1000	4.132			
367		Kadapa	132/33kV	Pulivendula	Satellite city		10/16 MVA 132/33KV Transformer-1	Metered	Functional	30.06.2024	Mixed				X1482079	1000	4.790			
368		Kadapa	132/33kV	Pulivendula	Satellite city		10/16 MVA 132/33KV Transformer#2	Metered	Functional	30.06.2024	Mixed				X1480917	1000	4.592			
369		Kadapa	132/33kV	Rajampet	T.Sundupalli	3064113511	10/16MVA 132/33 kV Transformer#1	Metered	Functional	30.06.2024	Mixed				X1678005	1000	7.963			
370		Kadapa	132/33kV	Rajampet	T.Sundupalli	3064113512	10/16MVA 132/33 kV Transformer#2	Metered	Functional	30.06.2024	Mixed				X1678006	1000	7.486			
371		Kadapa	132/33kV	Rayachoty	Galiveedu		31.5 MVA 132/33KV Transformer#1	Metered	Functional	30.06.2024	Mixed				X1819654	1000	12.384			
372		Kadapa	132/33kV	Rajampeta	Chinna Orampadu		16 MVA 132/33KV Transformer#1	Metered	Functional	30.06.2024	Mixed				18129699	1000	4.980			
373		Kadapa	132/33kV	Rajampeta	Chinna Orampadu		16 MVA 132/33KV Transformer#2	Metered	Functional	30.06.2024	Mixed				18126207	1000	4.857			
374		Kadapa	33KV	Pulivendula	Private Developers (SP)		Balaji Biomass Power Pvt Ltd	Metered	Functional	30.06.2024	Industrial				APX00626	1000	-0.003			
375		Kadapa	33KV	Pulivendula	Private Developers (SP)	30651116102	Welspun Solar energy pvt. ltd.	Metered	Functional	30.06.2024	Industrial				23005880	1000	1.610			
376		Kadapa	33KV	Pulivendula	Private Developers (SP)		ERA Enviroventures(33KV)	Metered	Functional	30.06.2024	Industrial				22009915	1000	4.082			
377		Kadapa	33KV	Rayachoty	Private Developers (SP)		ACME Solar plant-I	Metered	Functional	30.06.2024	Industrial				APX00910	1000	5.041			
378		Kadapa	33KV	Rayachoty	Private Developers (SP)		ACME Solar plant-II	Metered	Functional	30.06.2024	Industrial				APX00913	1000	5.03			
379		Kadapa	33KV	Pulivendula	Private Developers (SP)		Atria Wind Power Private Limited-1	Metered	Functional	30.06.2024	Industrial				23005760	1000	10.83			
380		Kadapa	33KV	Pulivendula	Private Developers (SP)		Atria Wind Power Private Limited-2	Metered	Functional	30.06.2024	Industrial				23005763	1000	7.78			
381		Kadapa	33KV	Rayachoty	Private Developers (SP)		33KV IOCL BP Kadapa (Solar)	Metered	Functional	30.06.2024	Mixed				APX01970	1000	0.97			
382		Kadapa	33KV	Rayachoty	Private Developers (SP)		Aditya Birla solar Pvt Ltd.-I	Metered	Functional	30.06.2024	Industrial				APX02468	1000	4.04			
383		Kadapa	33KV	Rayachoty	Private Developers (SP)		Aditya Birla solar Pvt Ltd.-II	Metered	Functional	30.06.2024	Industrial				APX02616	1000	5.14			
384		Kadapa	33KV	PRODDATUR	Private Developers (SP)	30623116105	M/s Yaswanth Solar Energy Pvt Ltd.	Metered	Functional	30.06.2024	Industrial				APX00695	1000	0.31			
385		Kadapa	132KV	PRODDATUR	IEX	306231161004	M/S.INDIA CEMENTS LTD	Metered	Functional	30.06.2024	Industrial				APX00224	1000		0.06		
386		Kadapa	132KV	PRODDATUR	IEX	306231161004	INDIA CEMENTS LTD	Metered	Functional	30.06.2024	Industrial				APX00233	1000		0.77		
387		Kadapa	132KV	PRODDATUR	IEX	306231161005	THE PRESIDENT ZUARI CEMENT	Metered	Functional	30.06.2024	Industrial				APX02384	1000		0.72		
388		Kadapa	132KV	PRODDATUR	IEX		M/S.BHARATHI CEMENTS CORP.PVT.	Metered	Functional	30.06.2024	Industrial				APX00250	1000		3.67		
389		Kadapa	33KV	PULIVENDULA	IEX	3065111601	M/S.NSL TEXTILES LTD.,	Metered	Functional	30.06.2024	Industrial				APX02050	1000		0.84		
390		Kadapa	132KV	PRODDATUR	OA	306231161005	THE PRESIDENT ZUARI CEMENT	Metered	Functional	30.06.2024	Industrial				APX02384	1000		1.97		





S.No	Zone	Circle	Voltage Level (KVA)	Division (KVA)	Sub Station (KVA)	Feeder ID	Feeder Name	Feeder Metering Status (Metered/unmetered/AM/AMR)	Status of Meter (Functional/Non-functional)	Metering Date	Feeder Type (Agri/Industrial/Mixed)	Status of Communication				Sales	Remarks (Source of data)		
												% data received through automaticaly if feeder AMR/AMI	Number of hours when meter was unable to communicate in period	Total Number of hours in the period	Period from April '24 to June '24				
															Meter S.No			CT/PT ratio	Import (MU)
444		Ananthapur	132KV	KALYANDURG	Ankampalli	305112151002	132KV Lift Irrigation#2	Metered	Functional	30.06.2024	Industrial				XC580133	333.33	0.031		
445		Ananthapur	132KV	KALYANDURG	Ankampalli	305112151003	132KV Lift Irrigation#3	Metered	Functional	30.06.2024	Industrial				XC580013	666.66	0.047		
446		Ananthapur	132KV	KALYANDURG	Ankampalli	305112151001	132KV Lift Irrigation#1	Metered	Functional	30.06.2024	Industrial				XC548866	200	0.051		
447		Ananthapur	220KV	GOOTY	Ragulapadu	308511261001	220KV Lift Irrigation#1	Metered	Functional	30.06.2024	Industrial				15461898	125000	0.043		
448		Ananthapur	220KV	GOOTY	Ragulapadu	308511261002	220KV Lift Irrigation#2	Metered	Functional	30.06.2024	Industrial				15461897	1000	0.073		
449		Ananthapur	220KV	GOOTY	Ragulapadu	308511261003	220KV Lift Irrigation#3	Metered	Functional	30.06.2024	Industrial				15461900	1000	0.062		
450		Ananthapur	132KV	GOOTY	Gudipadu (SWS)		132KV BMM Cements	Metered	Functional	30.06.2024	Industrial				22008457	2000	19.756		
451		Ananthapur	132KV	GOOTY	Komali		132KV Traction	Metered	Functional	30.06.2024	Industrial				TN903908	1000	9.397		
452		Ananthapur	220KV	GOOTY	Gooty 220kv RTSS	307233161002	220kv Railway traction	Metered	Functional	30.06.2024	Industrial				APU09878	1000	8.705		
453		Ananthapur	132/33kV	KADIRI	Tanakallu	3074334513	16MVA 132/33 kV Transformer#3	Metered	Functional	30.06.2024	Mixed				Y0343581	333.33	-0.066		
454		Ananthapur	132/33kV	KADIRI	Tanakallu	3074334514	16MVA 132/33 kV Transformer#4	Metered	Functional	30.06.2024	Mixed				Y0343583	333.33	0.080		
455		Ananthapur	132/33kV	HINDUPUR	Tanakallu	3074334512	31.5MVA 132/33 kV Transformer#2	Metered	Functional	30.06.2024	Mixed				15462439	2000	7.433		
456		Ananthapur	132/33kV	HINDUPUR	Tanakallu	3074334511	31.5MVA 132/33 kV Transformer#1	Metered	Functional	30.06.2024	Mixed				15462406	1000	7.857		
457		Ananthapur	220KV	GOOTY	Yellanur	308511261001	220KV Lift Irrigation#1	Metered	Functional	30.06.2024	Industrial				15461896	125000	0.019		
458		Ananthapur	220KV	GOOTY	Yellanur	308511261002	220KV Lift Irrigation#2	Metered	Functional	30.06.2024	Industrial				15461901	1000	0.028		
459		Ananthapur	132/33kV	HINDUPUR	Nagalapuram SWS (Ananthapur	3072332511	31.5MVA 132/33 kV Transformer#1	Metered	Functional	30.06.2024	Mixed				18053513	2000	17.830		
460		Ananthapur	132/33kV	HINDUPUR	Obulapuram	3076214511	31.5MVA 132/33 kV Transformer#1	Metered	Functional	30.06.2024	Mixed				XB594183	2000	14.227		
461		Ananthapur	132/33kV	HINDUPUR	Obulapuram	3076214512	16MVA 132/33 kV Transformer#2	Metered	Functional	30.06.2024	Mixed				XB594184	1000	8.956		
462		Ananthapur	132/33kV	HINDUPUR	Boksampalli	3073333611	31.5MVA 132/33 kV Transformer#1	Metered	Functional	30.06.2024	Mixed				XC575312	1600	0.029		
463		Ananthapur	132/33kV	HINDUPUR	Boksampalli	3073333612	31.5MVA 132/33 kV Transformer#2	Metered	Functional	30.06.2024	Mixed				XB577853	2000	0.000		
464		Ananthapur	220KV	HINDUPUR	Boksampalli		KIA Motors at Boksampalli end	Metered	Functional	30.06.2024	Industrial				XCS75562	2000	16.736		
465		Ananthapur	132/33kV	HINDUPUR	Boksampalli	3073333613	50MVA 132/33 kV Transformer#3	Metered	Functional	30.06.2024	Mixed				Y0280336	1000	13.786		
466		Ananthapur	220/33kV	HINDUPUR	Subbarayunipalli	3075221631	50MVA 132/33 kV Transformer#1	Metered	Functional	30.06.2024	Mixed				XC575568	3000	0.024		
467		Ananthapur	220/33kV	HINDUPUR	Subbarayunipalli	3075221632	50MVA 132/33 kV Transformer#2	Metered	Functional	30.06.2024	Mixed				XB577865	3000	0.000		
468		Ananthapur	220KV	ANANTAPURAMU	Subbarayunipalli	307522163001	KIA Motors	Metered	Functional	30.06.2024	Industrial				XD472020	1000	30.992		
469		Ananthapur	132KV	KALYANDURG	Jeedipalli	305112151001	132KV Lift Irrigation#1	Metered	Functional	30.06.2024	Industrial				X0661766	2000	0.064		
470		Ananthapur	220KV	GOOTY	Gaddamvaripalli	308511261001	220KV Lift Irrigation#1	Metered	Functional	30.06.2024	Industrial				ABB04470	125000	0.028		
471		Ananthapur	220KV	GOOTY	Gaddamvaripalli	308511261002	220KV Lift Irrigation#2	Metered	Functional	30.06.2024	Industrial				ABB04030	1000	0.025		
472		Ananthapur	220KV	GOOTY	Goddummarri	305511161004	220KV Lift Irrigation#1	Metered	Functional	30.06.2024	Industrial				PDSM	6000	0.132		
473		Ananthapur	220KV	GOOTY	Goddummarri	305511161004	220KV Lift Irrigation#2	Metered	Functional	30.06.2024	Industrial				PDSM	1500	0.000		
474		Ananthapur	132/33kV	HINDUPUR	Gollapuram	3073114611	31.5MVA 132/33 kV Transformer#1	Metered	Functional	30.06.2024	Mixed				XC581782	666.67	23.728		
475		Ananthapur	132/33kV	HINDUPUR	Gollapuram	3073114612	50MVA 132/33 kV Transformer#2	Metered	Functional	30.06.2024	Mixed				XC581796	1000	38.079		
476		Ananthapur	132KV	HINDUPUR	Gollapuram	307311461001	132KV Oswal Smelters	Metered	Functional	30.06.2024	Industrial				XF464969	500	31.557		
477		Ananthapur	132KV	HINDUPUR	Gollapuram	307311461002	132KV Ramakrishna steels	Metered	Functional	30.06.2024	Industrial				XF464970	500	10.546		
478		Ananthapur	132KV	GOOTY	Gollapuram	307311461003	132 KV Rhodium Pvt Ltd	Metered	Functional	30.06.2024	Industrial				XF464968	500	18.710		
479		Ananthapur	132KV	HINDUPUR	RTSS Maluguru		132KV Railway Traction#1	Metered	Functional	30.06.2024	Industrial				16179567	500	6.925		
480		Ananthapur	132KV	HINDUPUR	RTSS Maluguru		132KV Railway Traction#2	Metered	Functional	30.06.2024	Industrial				16179591	500	0.000		
481		Ananthapur	132KV	ANANTAPURAMU	Taticherla	307133151001	132KV RTSS-I	Metered	Functional	30.06.2024	Industrial				Y0280326	1000	1.599		
482		Ananthapur	132KV	ANANTAPURAMU	Taticherla	307133151002	132KV RTSS-II	Metered	Functional	30.06.2024	Industrial				Y0280324	1000	10.358		
483		Ananthapur	132/33kV	HINDUPUR	Taticherla	3071331511	31.5MVA 132/33 kV Transformer#1	Metered	Functional	30.06.2024	Mixed				Y0280302	1000	25.906		
484		Ananthapur	132/33kV	HINDUPUR	Taticherla	3071331512	50MVA 132/33 kV Transformer#2	Metered	Functional	30.06.2024	Mixed				Y0280296	1500	40.768		
485		Ananthapur	132/33kV	HINDUPUR	Lepakshi	3073122511	16MVA 132/33 kV Transformer#1	Metered	Functional	30.06.2024	Mixed				Y0310551	500	3.410		
486		Ananthapur	132/33kV	HINDUPUR	Lepakshi	3073122512	16MVA 132/33 kV Transformer#2	Metered	Functional	30.06.2024	Mixed				Y0310590	500	3.425		
487		Ananthapur	132/33kV	HINDUPUR	Amarapuram	3073222511	16MVA 132/33 kV Transformer#1	Metered	Functional	30.06.2024	Mixed				XD551482	1000	10.376		
488		Ananthapur	132/33kV	HINDUPUR	Amarapuram	3073222512	16MVA 132/33 kV Transformer#2	Metered	Functional	30.06.2024	Mixed				XD551484	1000	10.073		
489		Ananthapur	132/33kV	HINDUPUR	Madakasira	3073221511	16MVA 132/33 kV Transformer#1	Metered	Functional	30.06.2024	Mixed				Y0310548	500	6.211		
490		Ananthapur	132/33kV	HINDUPUR	Madakasira	3073221512	16MVA 132/33 kV Transformer#2	Metered	Functional	30.06.2024	Mixed				Y0310576	500	6.467		
491		Ananthapur	132/33kV	HINDUPUR	Madakasira	3073221513	31.5MVA 132/33 kV Transformer#3	Metered	Functional	30.06.2024	Mixed				23018307	400	2.921		
492		Ananthapur	132/33kV	HINDUPUR	Madakasira	3073221514	31.5MVA 132/33 kV Transformer#4	Metered	Functional	30.06.2024	Mixed				23018329	400	2.944		
493		Ananthapur	132/33kV	HINDUPUR	Maliaharipalli		16MVA 132/33 kV Transformer#1	Metered	Functional	30.06.2024	Mixed				XC573372	1000	0.019		









S.No	Zone	Circle	Voltage Level (KVA)	Division (KVA)	Sub Station (KVA)	Feeder ID	Feeder Name	Feeder Metering Status (Metered/unmetered/AMI/AMR)	Status of Meter (Functional/Non-functional)	Metering Date	Feeder Type (Agri/Industrial/Mixed)	Status of Communication			Period from April '24 to June '24				Sales	Remarks (Source of data)											
												% data received through automatically if feeder AMR/AMI	Number of hours when meter was unable to communicate in period	Total Number of hours in the period	Meter S.No	CT/PT ratio	Import (MU)	Export (MU)													
697		Kurnool	33KV	Nandyal	Private Developers (SP)		Kanthi Brothers oil Pvt Ltd	Metered	Functional	30.06.2024	Industrial				APX01209	1000	2.50														
698		Kurnool	33KV	Adoni	Private Developers (SP)		KCT Wind Power plant Circuit - I	Metered	Functional	30.06.2024	Industrial				23001306	1000	14.64														
699		Kurnool	33KV	Adoni	Private Developers (SP)		KCT Wind Power plant Circuit - II	Metered	Functional	30.06.2024	Industrial				23001309	1000	13.62														
700		Kurnool	33KV	Adoni	Private Developers (SP)		Mythra Vayu (Krishna) Pvt. Ltd., Burugula	Metered	Functional	30.06.2024	Industrial				23005784	1000	6.83														
701		Kurnool	33KV	Adoni	Private Developers (SP)	30863425103	SB Solar Services Pvt Ltd.	Metered	Functional	30.06.2024	Industrial				22010111	1000	1.04														
702		Kurnool	33KV	Nandyal	Private Developers (SP)	30852125104	M/s Walwhan Renewable Energy Ltd.	Metered	Functional	30.06.2024	Industrial				22010037	1000	4.07														
703		Kurnool	132KV	KURNOOL	IEX		RAYALASEEMA ALKALIES &	Metered	Functional	30.06.2024	Industrial				APZ00876	1000			59.24												
704		Kurnool	132KV	DHONE	IEX		M/S. SREE JAYAJOTHI CEMENTS LTD.	Metered	Functional	30.06.2024	Industrial				00APZ00800	1000			0.76												
705		Kurnool	132KV	ADONI	IEX	132 KV MI EPL FEEDER	M/S MARUTI ISPAT AND ENERGY PVT.LTD.	Metered	Functional	30.06.2024	Industrial				APX01660	1000			4.52												
706		Kurnool	11KV	KURNOOL	OA	307111440203	USHODAYA PUBLICATIONS	Metered	Functional	30.06.2024	Industrial				22009639	1			0.04												
707		Kurnool	33KV	NANDYAL	OA		M/S SUGNA SPONGE AND POWER PVT LTD	Metered	Functional	30.06.2024	Industrial				APZ00734	1000			0.71												
708		Kurnool	132KV	DHONE	Third party	308511651001	M/S. RAIN CEMENTS LTD.	Metered	Functional	30.06.2024	Industrial				X0661694	1000			9.97												
709		Kurnool	.440KV		Auxiliary Consumption		Auxiliary Consumption	Metered	Functional	30.06.2024	Mixed								0.42												
710		Kadapa	132/33 KV	Mydukur	DUVVURU	3066113502	33KV ANNAVARAM	Metered	Functional	30.06.2024	Mixed				AP906854	2000	3.11														
711		Kadapa	132/33 KV	Proddatur	JAMMALAMADUGU	3062211503	33KV GURLAGUNTA	Metered	Functional	30.06.2024	Mixed				KAB01944	2000	1.01														
712		Ananthapur	220 /33 KV	GOOTY	Gooty RS	30723316104	33KV PEAPULLY(PGCI)	Metered	Functional	30.06.2024	Mixed				AP906675	1000	4.76														
713		Ananthapur	132/33 KV	GOOTY	Guntakal	30724425103	33KV KASAPURAM	Metered	Functional	30.06.2024	Mixed				Y0010005	1000	1.41														
<b>Total (MU)</b>																															
<b>Net input energy at DISCOM periphery (MU)</b>																															


Color code	Parameter
	Please enter voltage level or leave blank
	Please enter feeder id and name or leave blank
	Enter meter no or leave blank
	Enter CT/PT ratio or leave blank
0	Please enter numeric value or 0
	Please select yes or no from list
	Formula protected

I/We undertake that the information supplied in this Document and Pro-forma is accurate to the best of my knowledge and if any of the information supplied is found to be incorrect and such information result into loss to the Central Government or State Government or any of the authority under them or any other person affected, I/we undertake to indemnify such loss.

Authorised Signatory and Seal

  
Name of Authorised Signatory

**CHIEF GENERAL MANAGER**  
Full Address:-  
**QC & EC**  
**APSPDCL :: TIRUPATI**

Signature:-   
Name of Energy Manager:- **SSOMA SEKHAR**  
Registration Number: **EA-1112**